



Early College High School Improvement Plan 2017-2018


School Name
Early College High School

SMART Goal:
By June 2018, ECHS will increase the percentage of students making growth as measured by EVAAS and maintain or increase levels of performance in proficiency to 90% on EOC's and % correct on NCFE's.

Strategy
Implementing our next phase of the Common Instructional Framework's "Writing to Learn" and "Classroom Talk" in every classroom.

Data is public and shall not include teacher or student identifiers. Links may be used.

Data that supports the SMART Goal				
EVAAS Growth Value Added Summary				
Subject	2013-2014 actual	2014-2015 actual	2015-2016	3 yr trend
English II	0.5	0.9	0.3	0.8
Biology	-0.9	0.4	-1.5 (DNM)	-0.7
Math I	0.7	-0.2	-0.4	0.0
% of Questions Correct on NCFE				
Subject	2013-2014 actual	2014-2015 actual	2015-2016 actual	2016-2017
Earth/Environmental	NA	68.8	70.2	73.3
Chemistry	66.8	62.6	61.5	77.7
Civics/Economics	66.6	70.9	74.2	71.1
American History I	71.1	76.5	70.1	81.5
American History II	77.5	79.4	76.0	80.0
Math II	47.6	52.8	60.6	NA
Math III	49.8	50.1	47.0	NA
Pre-Calculus	43.4	47.4	43.8	52.2
English I	75.9	80.2	77.0	73.5
English IV	NA	73.5	68.4	72.5
% of Students Proficient on EOCs				
Subject	2013-2014 actual	2014-2015 actual	2015-2016 actual	2016-2017
English II	91.9	90.0	90.9	88.7
Biology	85.7	84.7	86.2	82.3
Math I	76.8	78.3	78.0	80



Early College High School Improvement Plan 2017-2018

Person Responsible
Carla Black

Beginning of Year Report: Report Key Steps for the year. Due by September 9, 2018.		
<i>Aim for ten or less steps, however to add a step, click at the very end of a row and hit enter (return).</i>		
Key Steps		
Step	Date Started	Date Completed
Provide 6 sessions of PD (Writing to Learn & Classroom Talk)	9/11/17	April, 2018
School-Wide PLC GLEE Certification Training	8/31/2017	April, 2018
Implement strategies in the classrooms	9/11/17	5/18/18
Mastery Connect Training & Monthly Data Review	August, 2017	April, 2018
Facilitated Lesson Planning with Instructional Coach	9/8/16	April, 2018
Informal Peer Observation & Coaching/ Instructional Rounds (Zaske Lead)	September, 2017	5/18/18
Share and celebrate best practices at faculty meetings	10/4/2017	4/4/2018

<i>Mid-Year Report. Due day of SIP Conversation.</i>		
Formative Measures	List Key Results from Formative Measures	Record Progressing / Not Progressing
Benchmarks (Mastery Connect)		
Instructional Rounds/ Peer Observations		
EOC/NCFE		
GLEE PD Sessions		

Mid-Year Conversation Date

Mid-Year Conversation Held With



Early College High School Improvement Plan 2017-2018

<i>End-of-Year Report. Due June 15, 2018</i>
SMART Goal

Summative Measure	Key Results from Summative Measure	Result- Indicate with a "X"	
		Exceeds	
		Meets	
		Progress Made	
		No Progressing / Not Met	



Early College High School Improvement Plan 2017-2018

School Name
Early College High School

SMART Goal:
By June 2018, ECHS will increase the percentage of students making growth as measured by EVAAS and maintain or increase levels of performance in proficiency on EOC's to 90% and % correct on NCFE's.

Strategy
Implementing technology across the curriculum.

Data is public and shall not include teacher or student identifiers. Links may be used.

Data that supports the SMART Goal

% of Students Making Growth on EOCs				
Subject	2013-2014 actual	2014-2015 actual	2015-2016	2016-2017
English II	44.5	55.0	56.0	62.0
Biology	52.4	50.8	62.0	68.0
Math I	51.7	54.2	62.0	68.0

% of Students Proficient on EOCs				
Subject	2013-2014 actual	2014-2015 actual	2015-2016 actual	2016-2017
English II	91.9	90.0	90.9	90.0
Biology	85.7	84.7	86.2	90.0
Math I	76.8	78.3	78.0	85.0

% of Questions Correct on NCFE				
Subject	2013-2014 actual	2014-2015 actual	2015-2016 actual	2016-2017
Earth/Environmental	NA	68.8	70.2	75.0
Chemistry	66.8	62.6	61.5	70.0
Civics/Economics	66.6	70.9	74.2	78.0
American History I	71.1	76.5	70.1	80.0
American History II	77.5	79.4	76.0	80.0
Math II	47.6	52.8	60.6	60.0
Math III	49.8	50.1	47.0	55.0
Pre-Calculus	43.4	47.4	43.8	53.0




Early College High School Improvement Plan 2017-2018

	English I	75.9	80.2	77.0	80.0	
	English IV	NA	73.5	68.4	80.0	

Person Responsible
Betsy Bryan

Beginning of Year Report: Report Key Steps for the year. Due by September 9, 2018.		
<i>Aim for ten or less steps, however to add a step, click at the very end of a row and hit enter (return).</i>		
Key Steps		
Step	Date Started	Date Completed
Provide PD training on Mastery Connect (MC Refresher-8/28, Alternate Assessments-September, Other Types-Rubric/Open Answer and January MC Refresher-Part 2)	8/28/17	January, 2018
Facilitated Lesson Planning with ITF	9/14/16	5/13/17
Discuss in PLCs Mastery Connect Data and Technological needs (Program PLCs)	9/8/16	5/13/17
Share and celebrate best practices at Faculty Meetings	10/5/16	5/13/17
Support GLEE implementation	August, 2017	April, 2018
Technical Support of Instructional Rounds	September, 2017	April, 2018

<i>Mid-Year Report. Due day of SIP Conversation.</i>		
Formative Measures	List Key Results from Formative Measures	Record Progressing / Not Progressing
Mastery Connect Implementation		
Technology Best Practices & PD		
EOC/NCFE		



Early College High School Improvement Plan 2017-2018

**Mid-Year
Conversation
Date**

**Mid-Year
Conversation
Held With**

<i>End-of-Year Report. Due June 15, 2018</i>
SMART Goal

Summative Measure	Key Results from Summative Measure	Result- Indicate with a "X"	
		Exceeds	
		Meets	
		Progress Made	
		No Progressing / Not Met	



Early College High School Improvement Plan 2017-2018

School Name
Early College High School

SMART Goal:
By June 2018, ECHS will increase the percentage of students making growth as measured by EVAAS and maintain or increase levels of performance in proficiency to 90% on EOC's and % correct on NCFE's.

Strategy
Implement Instructional Rounds /Site Study Visit

Data is public and shall not include teacher or student identifiers. Links may be used.

Data that supports the SMART Goal

EVAAS Value Added Summary				
Subject	2013-2014 actual	2014-2015 actual	2015-2016	3 yr trend
English II	0.5	0.9	0.3	0.8
Biology	-0.9	0.4	-1.5 (DNM)	-0.7
Math I	0.7	-0.2	-0.4	0.0

% of Students Proficient on EOCs				
Subject	2013-2014 actual	2014-2015 actual	2015-2016 actual	2016-2017
English II	91.9	90.0	90.9	88.7
Biology	85.7	84.7	86.2	82.3
Math I	76.8	78.3	78.0	85.9

% of Questions Correct on NCFE				
Subject	2013-2014 actual	2014-2015 actual	2015-2016 actual	2016-2017
Earth/Environmental	NA	68.8	70.2	73.3
Chemistry	66.8	62.6	61.5	77.7
Civics/Economics	66.6	70.9	74.2	71.1
American History I	71.1	76.5	70.1	81.5
American History II	77.5	79.4	76.0	80.0
Math II	47.6	52.8	60.6	NA
Math III	49.8	50.1	47.0	NA
Pre-Calculus	43.4	47.4	43.8	52.2




Early College High School Improvement Plan 2017-2018

	English I	75.9	80.2	77.0	73.5	
	English IV	NA	73.5	68.4	72.5	

Person Responsible
Carla Black/Ann Zaske

Beginning of Year Report: Report Key Steps for the year. Due by September 9, 2017.		
<i>Aim for ten or less steps, however to add a step, click at the very end of a row and hit enter (return).</i>		
Key Steps		
Step	Date Started	Date Completed
Instructional Rounds & Site Study	September, 2017	April, 2018
GLEE Certification Trainings	August, 2017	April, 2018
Mastery Connect Training and Implementation	8/28/2017	January, 2018
Program Wide PLC EVAAS Data Review	August, 2017	April, 2018

<i>Mid-Year Report. Due day of SIP Conversation.</i>		
Formative Measures	List Key Results from Formative Measures	Record Progressing / Not Progressing
Mastery Connect Implementation		
Instructional Rounds Data/Site Study		
GLEE Certification		
CIF Strategies		



Early College High School Improvement Plan 2017-2018

**Mid-Year
Conversation
Date**

**Mid-Year
Conversation
Held With**

<i>End-of-Year Report. Due June 17, 2016.</i>
SMART Goal

Summative Measure	Key Results from Summative Measure	Result- Indicate with a "X"	
		Exceeds	
		Meets	
		Progress Made	
		No Progressing / Not Met	