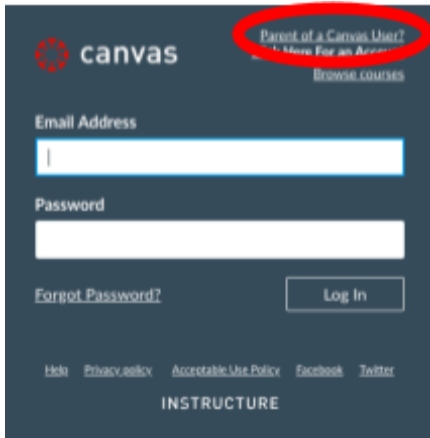


# Creating Canvas Parent Account

>Copy & paste this link into your browser:

<https://cabarrus.instructure.com/login/canvas>

>Click “Parent of a Canvas User?” to Register



>Enter Parent Signup Details

Parent Signup

Your Name

1

Your Email

2

Password

3

Re-enter Password

4

Student Pairing Code [What is a pairing code?](#)

5

6  You agree to the [terms of use](#) and acknowledge the [privacy policy](#).

7

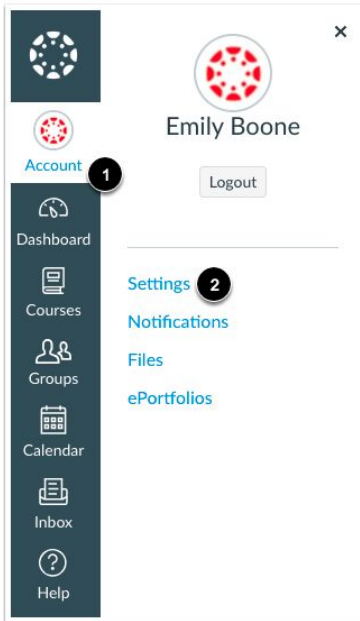
Cancel Start Participating

1. Enter your name in the **Your Name** field.
2. Enter your email in the **Your Email** field.
3. Enter the password you would like to use in the **Password** field.
4. Re-enter the password in the **Re-enter Password** field.
5. Enter a pairing code to link your account to your student in the **Student Pairing Code** field. (Your student can generate this code from their student account. [Refer to the directions below](#))
6. Agree to the terms of use by clicking the **You agree to the terms of use** checkbox.
7. Click the **Start Participating** button.

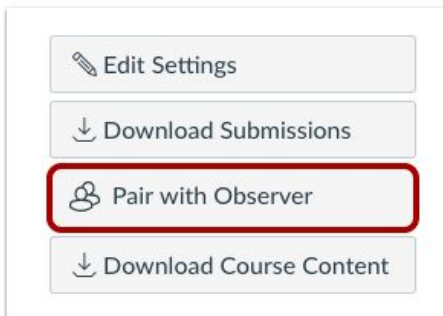
>You can begin observing your student in Canvas immediately.

# Directions for Students to Generate a Pairing Code

## Open Settings



## Pair with Observer



Click the **Pair with Observer** button.

## Copy Pairing Code

