


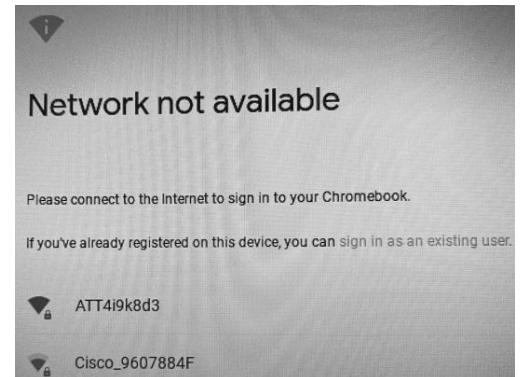
Chromebook at Home

ATTACH CHROMEBOOK TO HOME WI-FI

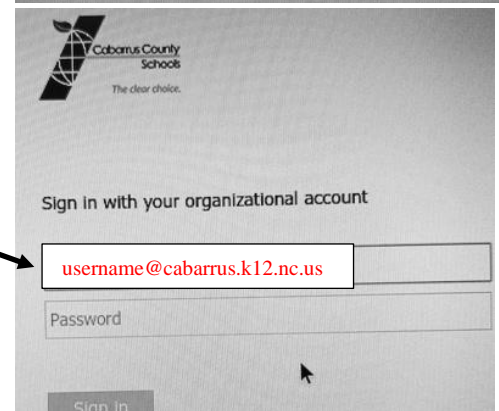
- You will need your home Wi-Fi password.
- Open the Chromebook.
- If the Chromebook starts when you open the lid that is fine but if it does not press the **POWER** button.



- As the Chromebook starts a window will appear. You should see your Wi-Fi network listed.
- Select home Wi-Fi and enter the password.
 - It may take up to a minute for the Chromebook to attach to the Internet.



- Once the Chromebook is connected you will be able to login using student's username and password.
- The next screen you will see is the school's homepage.



TECHNICAL SUPPORT

For technical support first contact the teacher and if needed contact the school main number.

For documentation and FAQs visit the Chromebook section of the CCS Technology Department home page.

INTERNET ACCESS.

Spectrum/Charter will offer free Spectrum broadband and Wi-Fi access for 60 days to households with K-12 and/or college students who do not already have a Spectrum broadband subscription at any service level up to 100 Mbps. To enroll call 1-844-488-8395. Installation fees will be waived for new student households. Spectrum/Charter will open its Wi-Fi hotspots across our footprint for public use