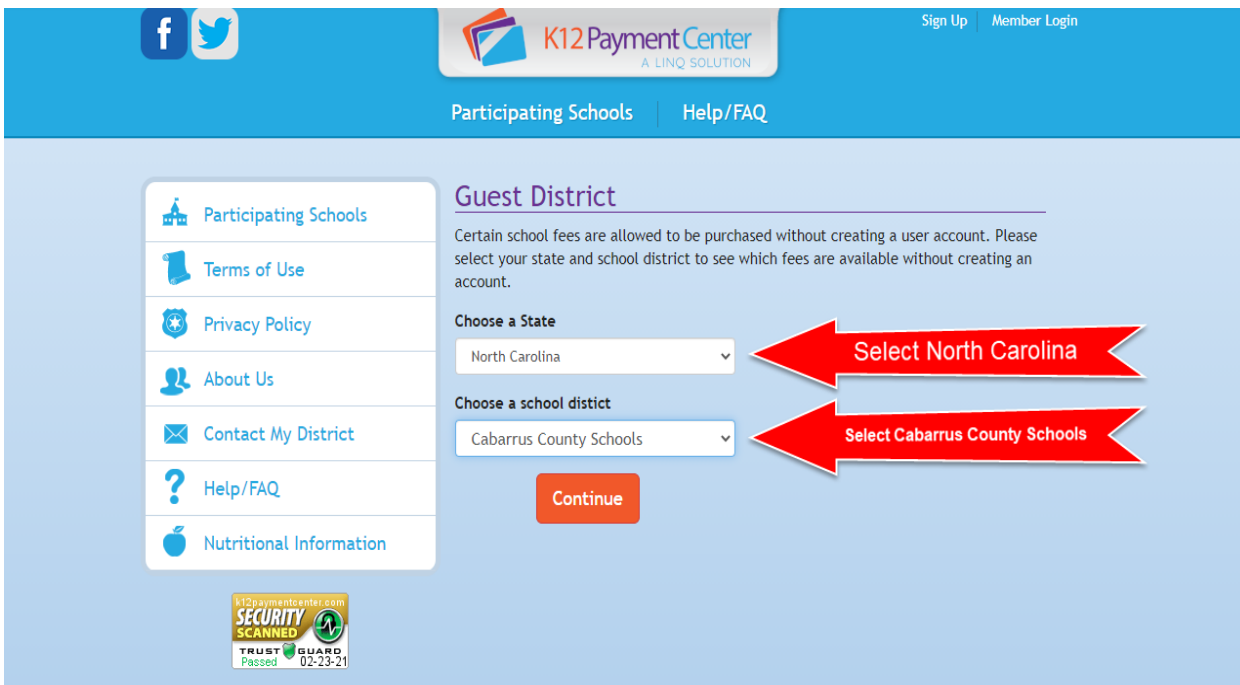


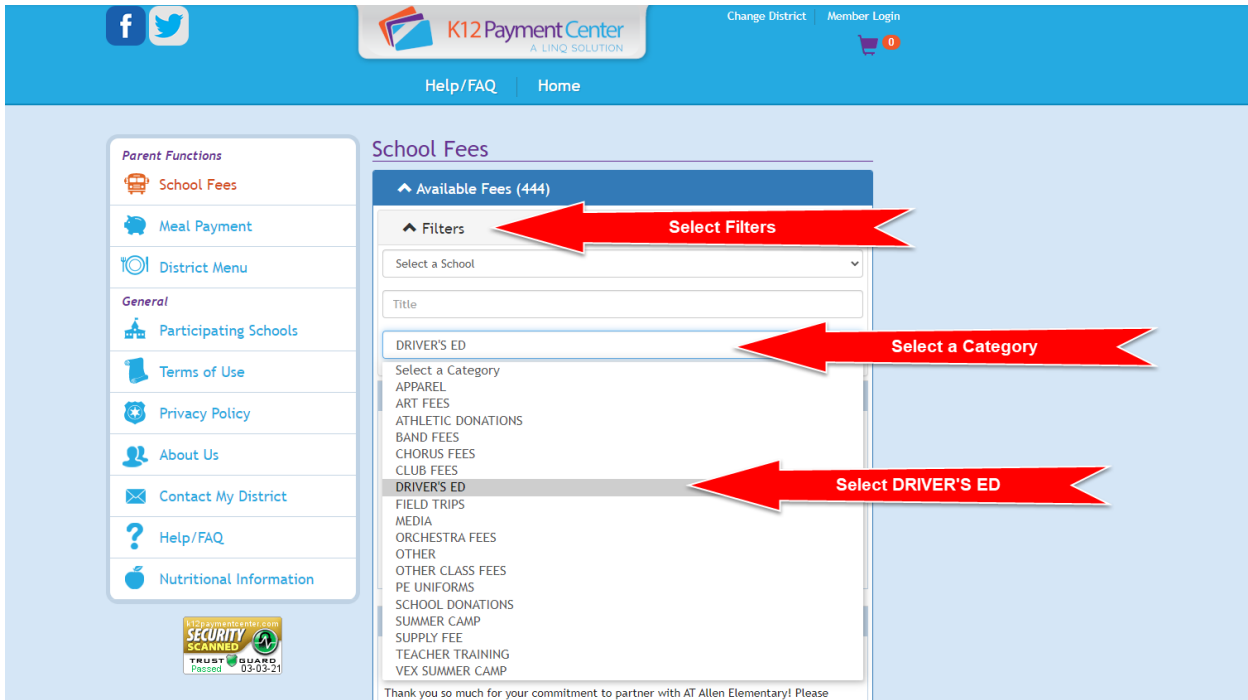
1. Go to <https://www.k12paymentcenter.com> in your web browser.
2. If you have an account, login using your username and password. If you do not have an account, click “Continue as Guest”.



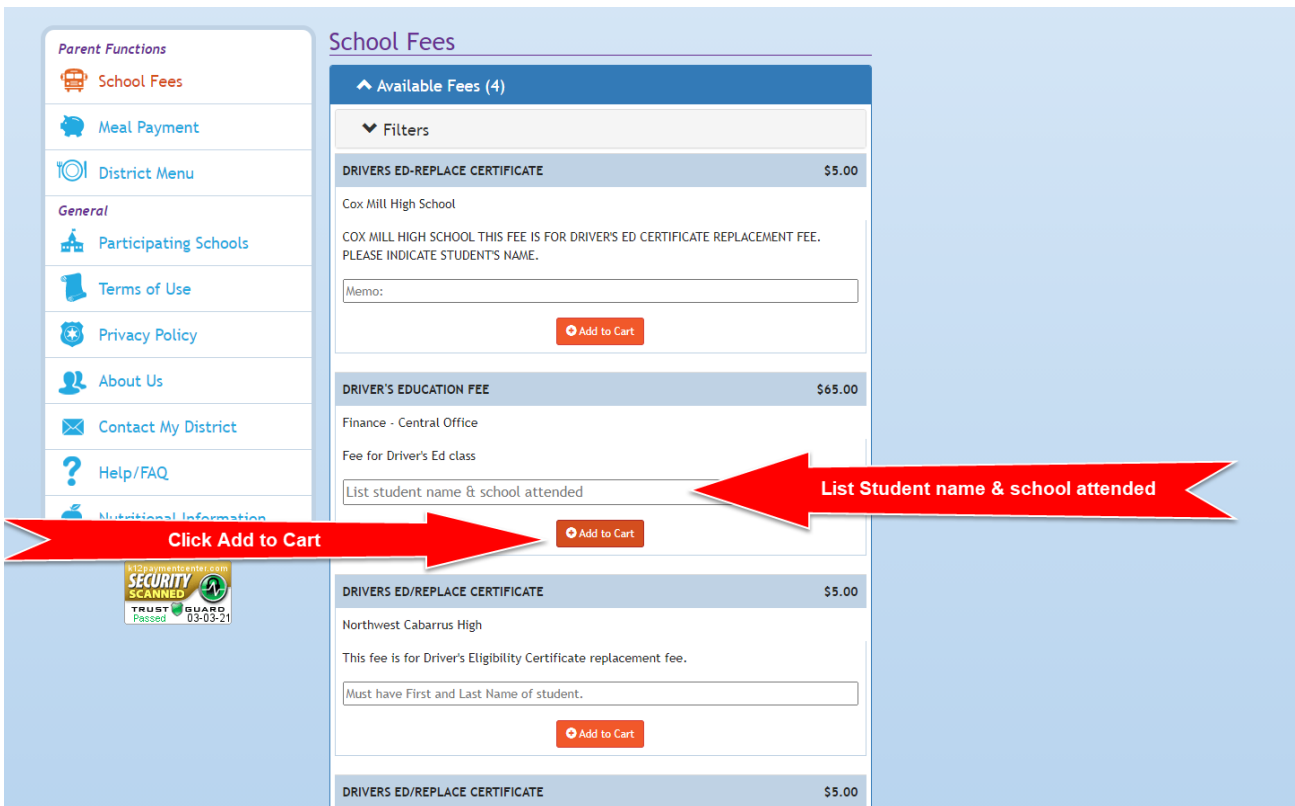
3. Select North Carolina and Cabarrus County from the drop-down lists.



4. Select Filters – **Do not select a school**- Select a Category – Scroll down to Driver’s Ed



5. Fill in your information for the Driver’s Education Fee. Be sure to list the student name and the school attended in the Memo field. Click Add to Cart.



6. Click cart icon to continue checkout.

The screenshot shows the K12 Payment Center interface. At the top, there are social media icons for Facebook and Twitter, the K12 Payment Center logo, and links for 'Change District' and 'Member Login'. Below this is a navigation bar with 'Help/FAQ' and 'Home'. The main content area is titled 'School Fees' and features a 'Parent Functions' sidebar on the left. The sidebar includes links for School Fees, Meal Payment, District Menu, Participating Schools, Terms of Use, Privacy Policy, About Us, Contact My District, Help/FAQ, and Nutritional Information. The main content area displays a list of 'Available Fees (446)' with filters. The first fee is 'DRIVER'S EDUCATION FEE' for \$65.00, with a description: '\*Finance - Central Office' and 'Fee for Driver's Ed class'. Below this is a text input field containing 'John Doe - Central Cabarrus High School' and an 'Add to Cart' button. The second fee is 'EFFECTIVE TEACHER TRAINING' for \$75.00, with a description: '\*Finance - Central Office' and 'Fee for ETT class'. Below this is a 'Memo:' input field and an 'Add to Cart' button. The third fee is 'FY21 OUT OF COUNTY TUITION' for \$2,038.05, with a description: '\*Finance - Central Office' and 'Out of County Tuition for school year 2020-2021'. A red arrow points to the shopping cart icon in the top right corner, which has a '1' next to it. The arrow is labeled 'Click cart icon to checkout'.

7. Click Proceed To Checkout.

The screenshot shows the K12 Payment Center interface. At the top, there are social media icons for Facebook and Twitter, the K12 Payment Center logo, and links for 'Change District' and 'Member Login'. Below this is a navigation bar with 'Help/FAQ' and 'Home'. The main content area is titled 'View Cart' and features a 'Parent Functions' sidebar on the left. The sidebar includes links for School Fees, Meal Payment, District Menu, Participating Schools, Terms of Use, Privacy Policy, About Us, Contact My District, Help/FAQ, and Nutritional Information. The main content area displays a 'Shopping Cart' section with one item: 'DRIVER'S EDUCATION FEE' for \$65.00. Below this is a 'Cart Summary' section showing 'Cart Total : 65.00'. A red arrow points to the 'Proceed To Checkout' button. The arrow is labeled 'Click Proceed to Checkout'.


8. Input your credit or debit card information and you are ready to go! (*Notice there is a \$1.95 Convenience Fee for this process.*)

**Parent Functions**

- School Fees
- Meal Payment
- District Menu

**General**

- Participating Schools
- Terms of Use
- Privacy Policy
- About Us
- Contact My District
- Help/FAQ
- Nutritional Information



### Check Out

Cart Summary	
Cart Total :	65.00
Convenience Fee :	1.95
<b>Total Amount :</b>	<b>\$66.95</b>

[View Cart Details](#)

### Credit Card Details

<b>First Name (As it appears on Credit Card)</b>	<b>Last Name (As it appears on Credit Card)</b>	
<input type="text"/>	<input type="text"/>	
<small>First Name is required.</small>	<small>Last Name is required.</small>	
<b>Address - Line 1</b>	<b>Address - Line 2</b>	
<input type="text"/>	<input type="text"/>	
<b>City</b>	<b>State/Province</b>	<b>Zip</b>
<input type="text"/>	<input type="text" value="Select a State"/>	<input type="text"/>
<b>Credit Card Number</b>	<b>CVV / Card Code</b>	
<input type="text"/>	<input type="text"/>	
<b>Card Expiration Month</b>	<b>Card Expiration Year</b>	
<input type="text" value="Select a Month"/>	<input type="text" value="Select a Year"/>	

### Guest Contact Information

<b>Email</b>	<b>Confirm Email</b>
<input type="text"/>	<input type="text"/>
<b>Phone</b>	
<input type="text"/>	

I have read and I abide by the rules and regulations stated in the [Terms of Use](#) and [Privacy Policy](#).

