



Canvas is the program Cabarrus County uses for online teaching throughout the district; students will login to access their courses and content throughout the year. Parents and guardians are also able to set up an account and link it to their child's (or children's) account as an Observer. This allows for monitoring of assignment due dates, announcements, emails, and other course content. This Guide will walk you through **Student Login, Obtaining a Pairing Code** and **Creating a Parent / Guardian Account**.

Student Login

1. Go to our school webpage and click the **Canvas** button on the right sidebar.
2. Login is their school username (first initial of first name + last name + last 4 digits of lunch number) @cabarrus.k12.nc.us - the password is their entire school lunch number. For example:

Sign in with your organizational account

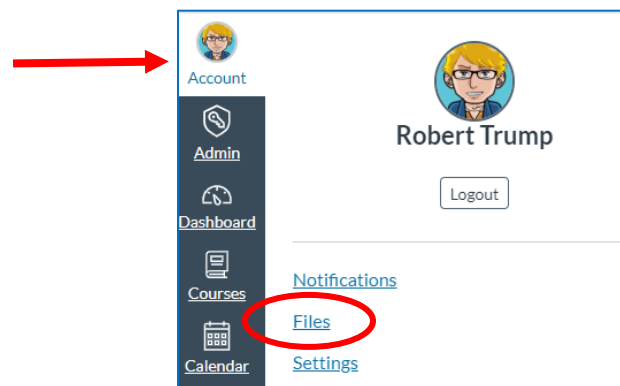
mtrump3456@cabarrus.k12.nc.us

••••••••••

Sign in

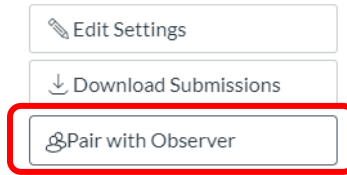
Obtain Pairing Code

1. To obtain a pairing code (needed to create parent / guardian account), first have the student login.
2. Click on the **Account** button in the left sidebar then **Settings**:





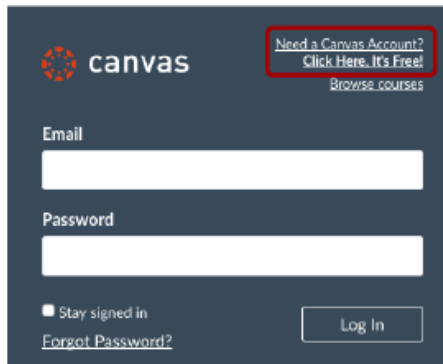
- Click on the **Pair with Observer** button on the left side of the screen:



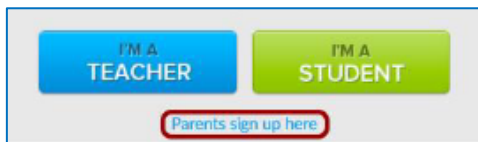
- Copy or write down the Pairing Code for use in creating the Parent / Guardian account.

Create Parent / Guardian Account

- Go to our school webpage and click the **Canvas** button on the right sidebar. You can also go to https://cabarrus.instructure.com/register_from_website
- Click on **Need a Canvas Account?** in the login box:



- Choose the **Parents sign up here** link:



- Fill the signup fields and click **Start Participating**. You will notice one of the fields will ask you for the **Student Pairing Code** you acquired in the previous section: