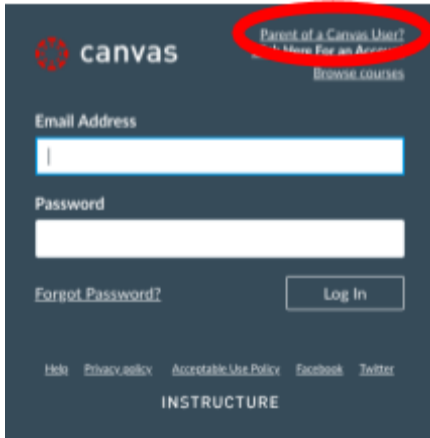


Creating Canvas Parent Account

>Go to <https://cabarrus.instructure.com/login/canvas>

>Click “Parent of a Canvas User?” to Register



>Enter Parent Signup Details

Parent Signup ×

Your Name 1

Your Email 2

Password 3

Re-enter Password 4

Student Pairing Code 5 [What is a pairing code?](#)

6 You agree to the [terms of use](#) and acknowledge the [privacy policy](#).

7

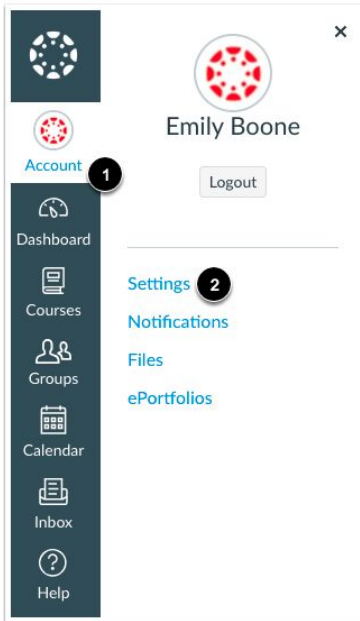
Cancel Start Participating

1. Enter your name in the **Your Name** field.
2. Enter your email in the **Your Email** field.
3. Enter the password you would like to use in the **Password** field.
4. Re-enter the password in the **Re-enter Password** field.
5. Enter a pairing code to link your account to your student in the **Student Pairing Code** field. (Your student can generate this code from their student account. Refer to the directions below)
6. Agree to the terms of use by clicking the **You agree to the terms of use** checkbox.
7. Click the **Start Participating** button.

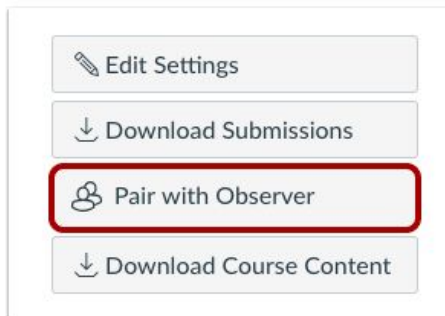
>You can begin observing your student in Canvas immediately.

Directions for Students to Generate a Pairing Code

Open Settings



Pair with Observer



Click the **Pair with Observer** button.

Copy Pairing Code

