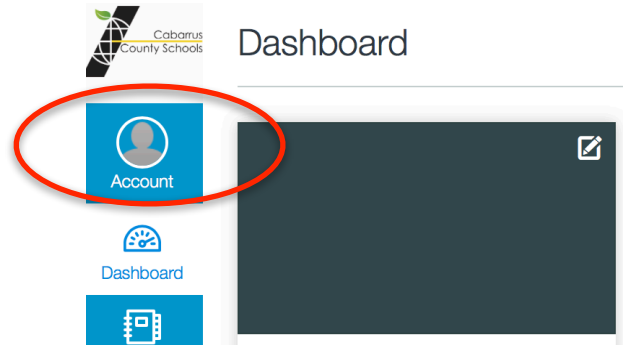
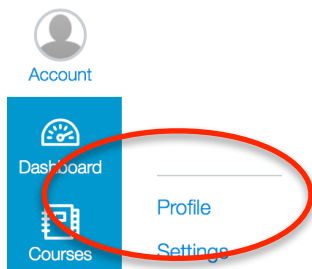


How to add an additional student in Canvas for Parents

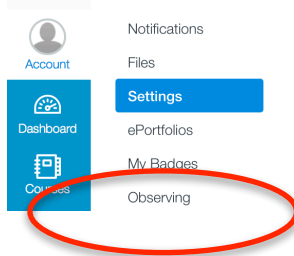
1. Once logged in with your parent account information at <https://cabarrus.instructure.com/login/canvas>, click on Account.



2. Click on Profile



3. Click on Observing



4. Enter your student's ID number as both Username and Password. Then click on + Student.

