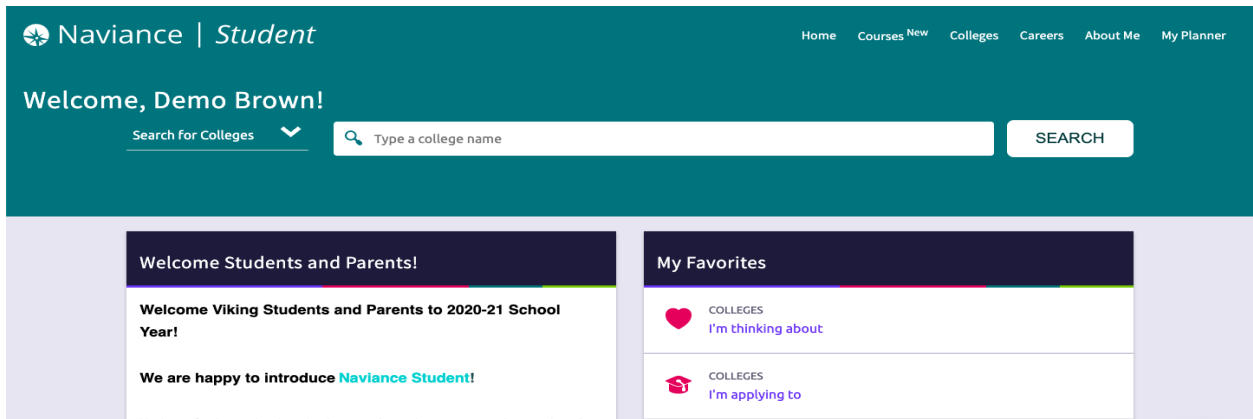


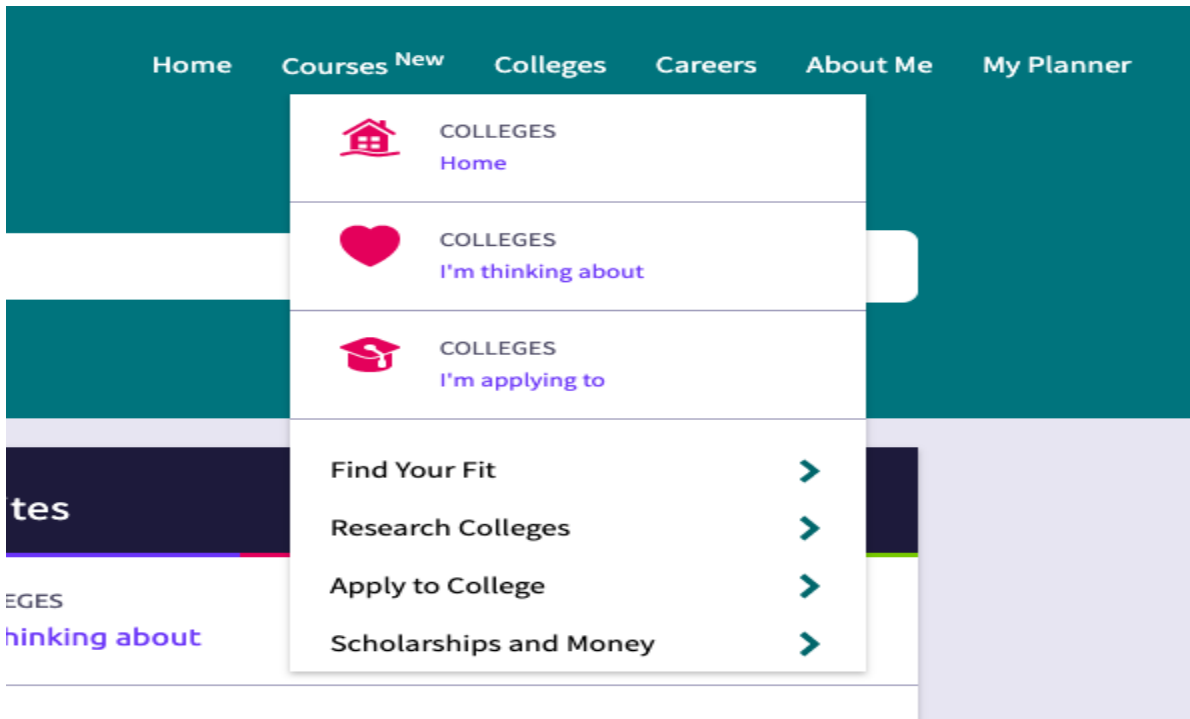
Finding Scholarships at WCHS

Students must access the Scholarship database through their Naviance account. This database is kept up to date by Ms. Smith as scholarships are shared with the counseling department. More scholarships are added as they become available. Be sure to routinely check back for newly added scholarships!

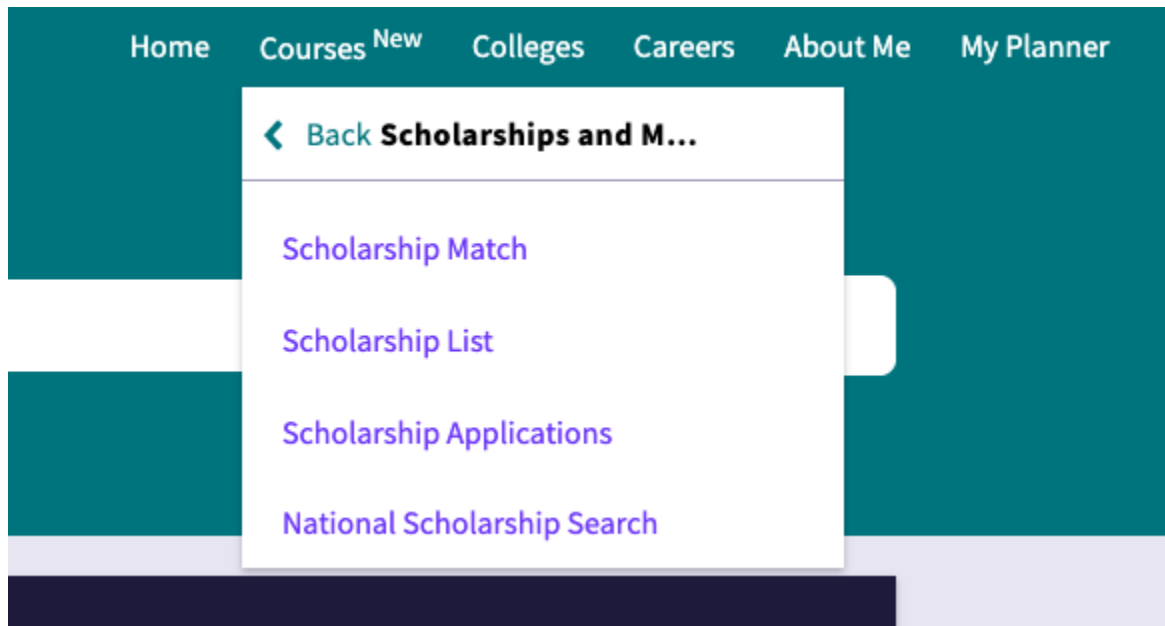
1. Login to Naviance through Clever.
2. In the top right corner, there is a menu. Click "Colleges".



3. In the drop down menu, click "Scholarships and Money".



4. Click "Scholarship List."



Now, you can view the scholarship list. You can filter it by category, deadline or newly added. Don't have time to complete the application now? Favorite the scholarship so you can come back and apply at a later time.

REMEMBER: Pay very close attention to deadlines!

Financial Aid

Students must fill out the FAFSA (Free Application for Student Aid) every year in October to qualify for financial aid. Seniors who plan to attend college should fill out the FAFSA during their senior year before they go to college. Below, you will find helpful links to get you started with the FAFSA.

If you are an undocumented student, please contact your counselor.

[Apply for the FAFSA](#)

[The Smart Guide to Financial Aid](#)

[FAFSA Forecaster \(use to calculate financial aid\)](#)

[Create a FAFSA ID](#)

[CFNC's FAFSA Day](#)